




Multi Function Feeder

Stand Alone Wire Feeders



Multi Function Feeder



With the Multi Function Feeder MFF, the industrial proven technology of the PF5 Power Feeder is now available as a stand-alone solution. The Multi Function Feeder can be controlled independently of the equipment in use.

With the Multi Function Feeder-Solution, the wire feeding speed can be set via an analog input voltage and can be outputted analog.

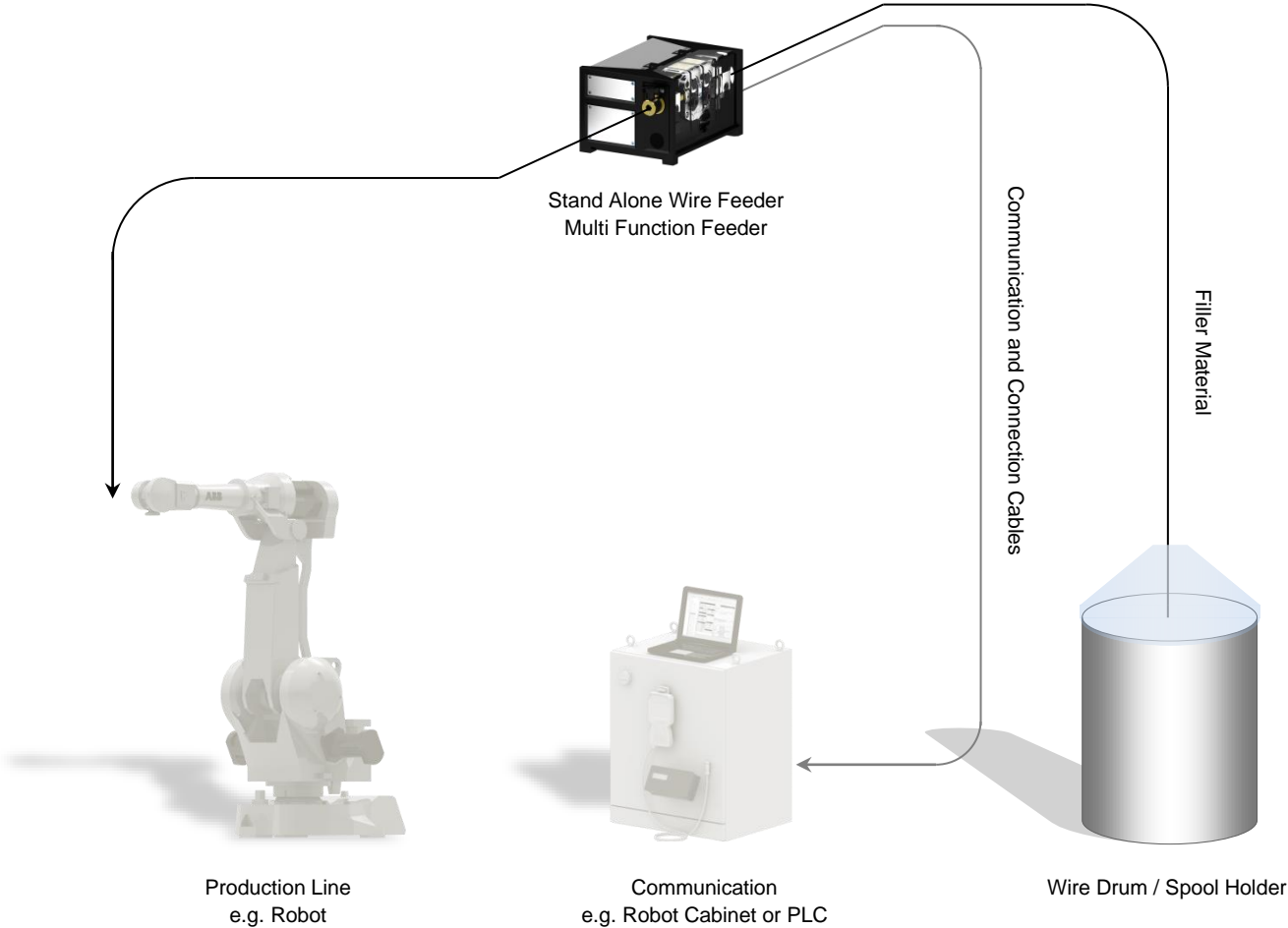


Based on the proven power feeder technology with its advanced engine, transmission and control technology ensure high performance and high precision. With the fast control capabilities of the microprocessor-controlled motor card, the feeder can accelerate immediately, while slippage is minimized. The plastic housing is electrically insulated. Based on the PF5 housing concept, this feeder is with its compact dimensions and low weight a perfect solution for stand-alone applications.

Application examples:

- Laser cold wire
- TIG cold wire
- Dedicated wire feeding, direct control analog / digital

System Setup



System “Multi Function Feeder”




Multi Function Feeder: With an analog voltage, the wire feeding speed can be controlled and can also be outputted analog.

Features

- Analoge setting of wire feed speed
- Wire feed speed 0.1-10 m/min, increment 0.01 m/min
- Analog output of actual wire feed speed
- Automatic wire stick control
- Signal-Handshake

Technical data	Stand Alone „Multi Function Feeder“
General	
Voltage supply	24 V DC
Power input	I max. 3 A
Wire feeder	PF5 20-1000
Motor	MAXON motor with three stage planetary gear
Power	20 Watt
Torque	1.4 Nm
Control range	0.1-10 m/min
Connection	circular plug (6 pins), circular plug (16 pins)
Input	7 (digital) + 1 (analog 0-10 V)
Output	6 (digital) + 1 (analog 0-10 V)
Weight	4.0 kg
Dimensions (L/W/H)	220 / 170 / 136 mm
Mounting hole size	200 / 150 mm, M6
System components	
10-12-20-1000	PF5 20-1000, Wire feeder with analog control
31-11-10	SKS communication cable 10 m (16 pins, open end)
31-12-10	SKS connection cable 10 m (6 pins, open end)


Consumables and accessories



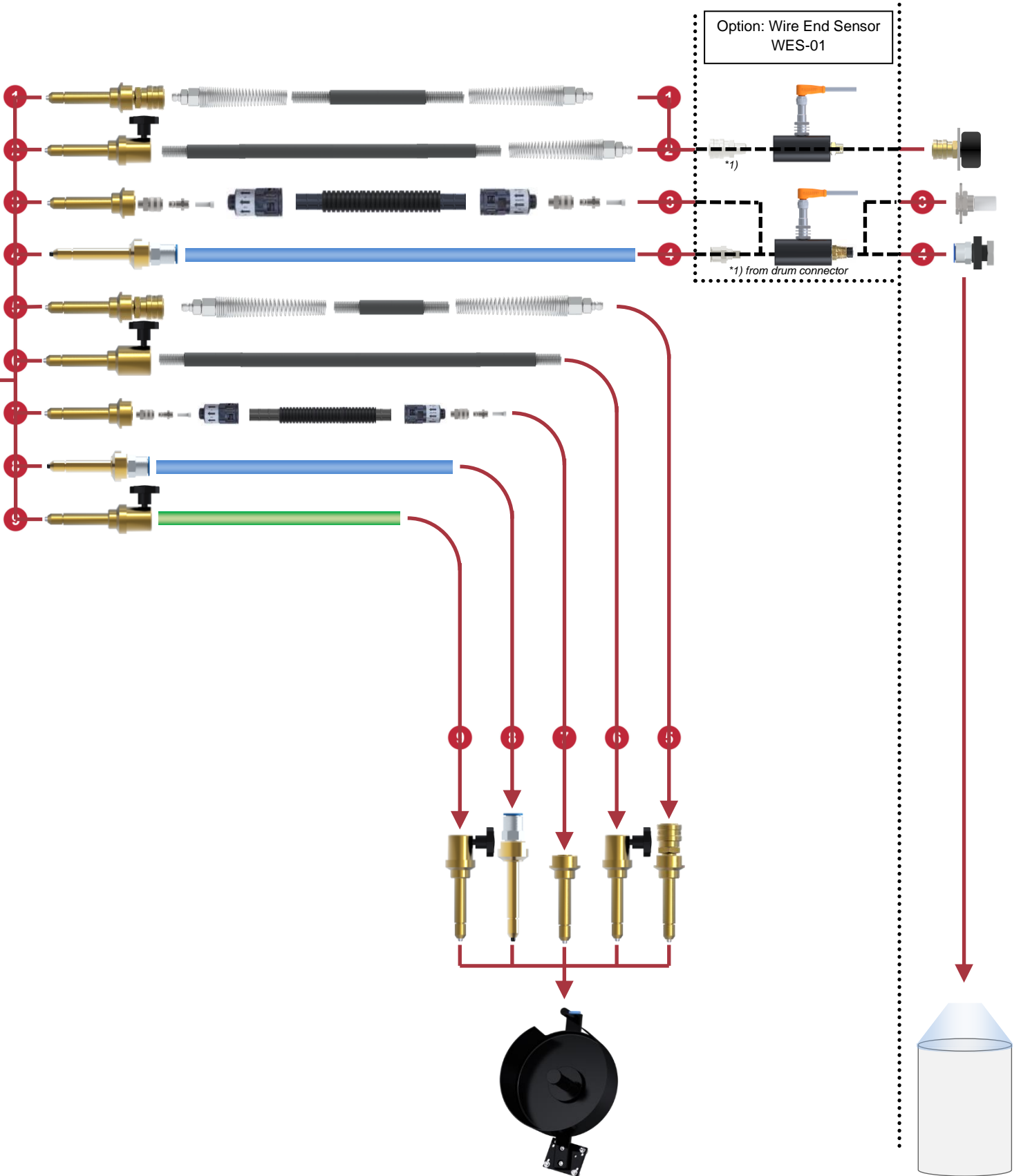
Consumables and accessories	
Pressure rolls (steel wires)	Description
12-2-3-0	Pressure rolls for wire feeder PF5 series ¹
12-13-5	Fitting screw for pressure roll
Drive rolls (aluminium wires)	Description
12-2-5-112	Pressure roll for Al-wire, U-groove 1.2mm
12-2-1-23	Locating bolt for pressure roll U-groove
12-2-1-24	Knurled screw for pressure roll U-groove
Drive rolls (steel wires)	Description
12-2-3-08	Drive roll PF5 V groove for wire diameter 0.8 mm
12-2-3-09	Drive roll PF5 V groove for wire diameter 0.9 mm
12-2-3-10	Drive roll PF5 V groove for wire diameter 1.0 mm ²
12-2-3-12	Drive roll PF5 V groove for wire diameter 1.2 mm
Drive rolls (aluminium wires)	Description
12-2-3-110	Drive roll PF5 U groove for wire diameter 1.0 mm
12-2-3-112	Drive roll PF5 U groove for wire diameter 1.2 mm
Centre guide	Description
12-2-1-15	Centre guide for wire feeder PF5 series steel wires 0.8-1.0 mm ³
12-2-1-17	Centre guide for wire feeder PF5 series aluminium wires 0.8-1.0 mm
12-2-1-19	Centre guide for wire feeder PF5 series aluminium wires 1.2-1.6 mm
Wire inlet/outlet bodies	Description
10-2-0-50	Wire inlet body PF5 with M10 inner thread
10-2-0-51	Wire inlet body PF5 with 3/8" x 24 outer thread
10-2-0-52	Wire inlet body PF5 with 9.6 mm drill ⁴
10-2-0-53	Wire inlet body PF5 with 13 mm drill
10-2-0-54	Wire in-/outlet body for PF5 9.6mm/5mm (1 piece included in delivery) ⁵
10-2-0-55	Wire inlet body PF5 with PG6 thread
10-2-0-59	Wire inlet body PF5 with ESAB thread
10-2-0-60	Wire inlet body PF5 with 1/4" inner thread for roll liner
10-2-0-61	Wire inlet body PF5 with quick coupling

⁴ For more information on wire guidance please refer to the following pages

Drahtzuführungen im Überblick








Wire Guidance - Overview





Further Information on wire guidances 1 to 10 and Wire End Sensor WES-01 please refer to the tables on the following pages.

1 FlexiGlide Quick



Basic Components – FlexiGlide Quick Wire Guidance


Picture	Part Number	Amount	Description
	10-2-0-61	1	Wire Inlet Body for PF5 with Quick Coupling
	44-3-3	2	Quick Connector for Wire Guidance FlexiGlide
	44-3-4	(2)	Quick Connector for Wire Guidance FlexiGlide alternative to 44-3-3
	44-3-2	Per Meter	Wire Guidance FlexiGlide per meter, Color: Black
	44-40-1	1	Wire drum connection with ceramic inlet

Option: Wire End Sensor – WES-01 FlexiGlide Quick Wire Guidance






Picture	Part Number	Amount	Description
	44-50-1	1	Wire end sensor WES-01 for SKS wire guidance
	44-50-2	1	Dustcover for Wire End Sensor - WES-01



Option: Suspension Wire Guidance



Picture	Part Number	Amount	Description
	44-3-8	1	Through-Wall Mount for Wire Guidance FlexiGlide
	44-3-9	1	Wall Duct for Wire Guidance FlexiGlide











2 FlexiGlide Clamp



Basic Components – FlexiGlide Clamp			
Picture	Part Number	Amount	Description
	10-2-0-53	1	Wire Inlet Body for PF5 with 13mm bore hole
	44-3-2	Per Meter	Wire Guidance FlexiGlide per meter, Color: Black
	44-3-3	1	Quick Connector for Wire Guidance FlexiGlide
	44-3-4	(1)	Quick Connector for Wire Guidance FlexiGlide alternative to 44-3-3
	44-40-1	1	Wire drum connection with ceramic inlet









Option: Wire End Sensor – WES-01 FlexiGlide Clamp			
Picture	Part Number	Amount	Description
	44-50-1	1	Wire end sensor WES-01 for SKS wire guidance
	44-50-2	1	Dustcover for Wire End Sensor - WES-01

Option: Suspension Wire Guidance			
Picture	Part Number	Amount	Description
	44-3-8	1	Through-Wall Mount for Wire Guidance FlexiGlide
	44-3-9	1	Wall Duct for Wire Guidance FlexiGlide

3 Rolliner 3G Quick





Basic Components – Rolliner 3G Quick Wire Guidance			
Picture	Part Number	Amount	Description
	10-2-0-60	1	Wire inlet body for PF5 with 1/4 inch NPTF inner thread
	10-2-0-57-3	(1)	Insert for wire inlet body PF5 for ø1,2-1,6mm, 62,5mm (AL-wire)
	44-60-21	2	Connection set Rolliner NG for drum or wire feeder
	44-60-42	1	Connector wire outlet for Rolliner 3G
	44-60-40	Per Meter	Wire feed hose Rolliner 3G sold by meter
	91-3-2	Per Meter	Corrugated tube PUR black NW23 per meter
	44-60-41	1	Connector wire inlet for Rolliner 3G
	44-60-30	1	Wire drum connector for Rolliner NG

Option: Wire End Sensor – WES-01 Rolliner 3G Quick Wire Guidance			
Picture	Part Number	Amount	Description
	44-50-6	1	Wire end sensor WES-01 for Rolliner 3G
	44-50-3	1	Dustcover for Wire End Sensor - WES-01



Accessories: Rolliner 3G Quick Wire Guidance			
Picture	Part Number	Amount	Description
	44-60-44	1	Separating tool for Rolliner 3G
	44-60-43	1	Connector protective hose PA12 for Rolliner 3G
	44-60-45	1	Mounting clip for Rolliner 3G
	91-3-0-83	1	Clamping piece NW 23mm
	91-3-0-80	1	Clamping piece NW 29mm
	91-3-0-82	1	Center Clamps NW 23mm
	44-60-48	1	Clamping Piece Rolliner 3G on Cable Bundle -A-
	44-60-49	1	Clamping Piece Rolliner 3G on Cable Bundle -W-

4 Polymere „L“ Push

Basic Components – Polymer „L“ Push Wire Guidance





Picture	Part Number	Amount	Description
	10-2-0-63	1	Wire Inlet Body PF5 with G1/4" and Polymeric Inlet
	10-2-0-57-3	(1)	Insert for wire inlet body PF5 for ø1.2-1.6mm, 62.5mm
	44-9-1	Per Meter	Polymer conduit endless/mtr., version L, blue
	44-40-9	1	Wire drum connection with ceramic inlet

Option: Wire End Sensor – WES-01 Polymer „L“ Push Wire Guidance

Picture	Part Number	Amount	Description
	44-50-6	1	Wire end sensor WES-01 for Rolliner 3G
	44-50-3	1	Dustcover for Wire End Sensor - WES-01



5 FlexiGlide Quick

Basic Components – FlexiGlide Quick Wire Guidance

Picture	Part Number	Amount	Description
	10-2-0-61	2	Wire Inlet Body for PF5 with Quick Coupling
	44-3-3	2	Quick Connector for Wire Guidance FlexiGlide
	44-3-4	(2)	Quick Connector for Wire Guidance FlexiGlide alternative to 44-3-3
	44-3-2	Meterware	Wire Guidance FlexiGlide per meter, Color: Black








6 FlexiGlide Clamp

Basic Components – FlexiGlide Clamp Wire Guidance









Picture	Part Number	Amount	Description
	10-2-0-53	2	Wire Inlet Body for PF5 with 13mm bore hole
	44-3-2	Meterware	Wire Guidance FlexiGlide per meter, Color: Black

7 Rolliner 3G Quick

Basic Components – Rolliner 3G Quick Wire Guidance




Picture	Part Number	Amount	Description
	10-2-0-60	2	Wire inlet body for PF5 with 1/4" NPTF inner thread
	10-2-0-57-3	(2)	Insert for wire inlet body PF5 for ø1,2-1,6mm, 62,5mm (AL-wire)
	44-60-21	2	Connection set Rolliner NG for drum or wire feeder
	44-60-42	1	Connector wire outlet for Rolliner 3G
	44-60-40	Per Meter	Wire feed hose Rolliner 3G sold by meter
	91-3-2	Per Meter	Corrugated tube PUR black NW23 per meter
	44-60-41	1	Connector wire inlet for Rolliner 3G

Accessoires: Rolliner 3G Quick Wire Guidance

Picture	Part Number	Amount	Description
	44-60-44	1	Separating tool for Rolliner 3G
	44-60-43	1	Connector protective hose PA12 for Rolliner 3G
	44-60-45	1	Mounting clip for Rolliner 3G
	91-3-0-83	1	Clamping piece NW 23mm
	91-3-0-80	1	Clamping piece NW 29mm
	91-3-0-82	1	Center Clamps NW 23mm
	44-60-48	1	Clamping Piece Rolliner 3G on Cable Bundle -A-
	44-60-49	1	Clamping Piece Rolliner 3G on Cable Bundle -W-



8 Polymere „L“ Push

Basic Components – Polymer „L“ Push Wire Guidance

Picture	Part Number	Amount	Description
	10-2-0-63	2	Wire Inlet Body PF5 with G1/4" and Polymeric Inlet
	10-2-0-57-3	(2)	Insert for wire inlet body PF5 for ø1.2-1.6mm, 62.5mm
	44-9-1	Per Meter	Polymer conduit endless/mtr., version L, blue



9 Polymer „S“ Clamp

Basic Components – Polymer „S“ Clamp Wire Guidance

Picture	Part Number	Amount	Description
	10-2-0-52	2	Wire Inlet Body for PF5 with 9.6mm bore hole
	44-8-1	Per Meter	Polymer conduit endless/mtr., version S, green

10 Process-Wire Guidance

Basic Components – Polymer „S“ Clamp Wire Guidance

Picture	Part Number	Amount	Description
	10-2-0-54	1	Wire In-/Outlet Body for PF5 9.6mm/5mm (PF5-KD/PF5 LD)
	44-8-1	Per Meter	Polymer conduit endless/mtr., version S, green
No picture	44-7-1	Per Meter	Liner 1.45x3.15 steel endless, grey



www.sks-welding.com